



New Jersey Student Learning Assessments

NJSLA Results Spring 2025 Administration

Ocean Academy Charter School
September 2025



LinkIt!

To protect student privacy, data for cohorts with fewer than ten students are excluded from this report.

Ocean Academy Charter School 2024-25 Spring NJSLA

Language Arts

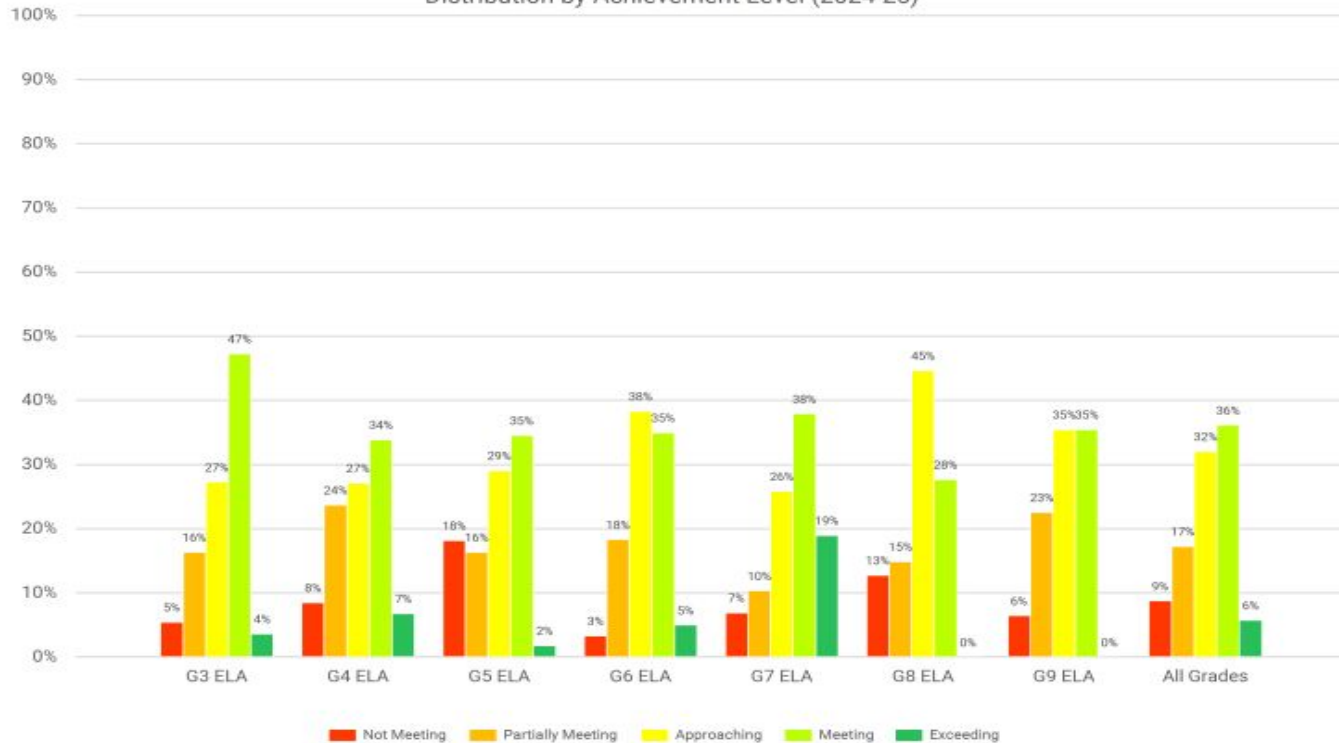
Grade	% Not Meeting (Level 1)			% Partially Meeting (Level 2)			% Approaching (Level 3)			% Meeting (Level 4)			% Exceeding (Level 5)			Change in Levels 1, 2, & 3 (2024 to 2025)	Change in Level 4 & Level 5 (2024 to 2025)
	2023	2024	2025	2023	2024	2025	2023	2024	2025	2023	2024	2025	2023	2024	2025		
	%	%	%	%	%	%	%	%	%	%	%	%	%	%	%		
3	14.3%	8.6%	5.5%	25.0%	22.4%	16.4%	37.5%	34.5%	27.3%	23.2%	34.5%	47.3%	0.0%	0.0%	3.6%	-16.4%	+16.4%
4	19.0%	15.8%	8.5%	15.5%	15.8%	23.7%	29.3%	28.1%	27.1%	34.5%	33.3%	33.9%	1.7%	7.0%	6.8%	-0.3%	+0.3%
5	5.3%	20.7%	18.2%	19.3%	20.7%	16.4%	35.1%	31.0%	29.1%	38.6%	25.9%	34.5%	1.8%	1.7%	1.8%	-8.8%	+8.8%
6	7.5%	7.1%	3.3%	32.1%	8.9%	18.3%	43.4%	33.9%	38.3%	17.0%	46.4%	35.0%	0.0%	3.6%	5.0%	+10.0%	-10.0%
7	13.3%	16.7%	6.9%	36.7%	27.1%	10.3%	30.0%	29.2%	25.9%	16.7%	27.1%	37.9%	3.3%	0.0%	19.0%	-29.8%	+29.8%
8	N/A	20.0%	12.8%	N/A	30.0%	14.9%	N/A	36.7%	44.7%	N/A	13.3%	27.7%	N/A	0.0%	0.0%	-14.3%	+14.3%
9	N/A	N/A	6.5%	N/A	N/A	22.6%	N/A	N/A	35.5%	N/A	N/A	35.5%	N/A	N/A	0.0%	N/A	N/A
All Grades	11.8%	14.3%	8.8%	24.4%	19.9%	17.3%	35.4%	31.9%	32.1%	27.2%	31.6%	36.2%	1.2%	2.3%	5.8%	-8.0%	+8.0%

Percentages may not total 100 due to rounding. Grade 9 row includes grade 9 students only.

Ocean Academy Charter School 2024-25 Spring NJSLA

Language Arts

Distribution by Achievement Level (2024-25)



**Ocean Academy Charter School
2024-25 Spring NJSLA**

Math

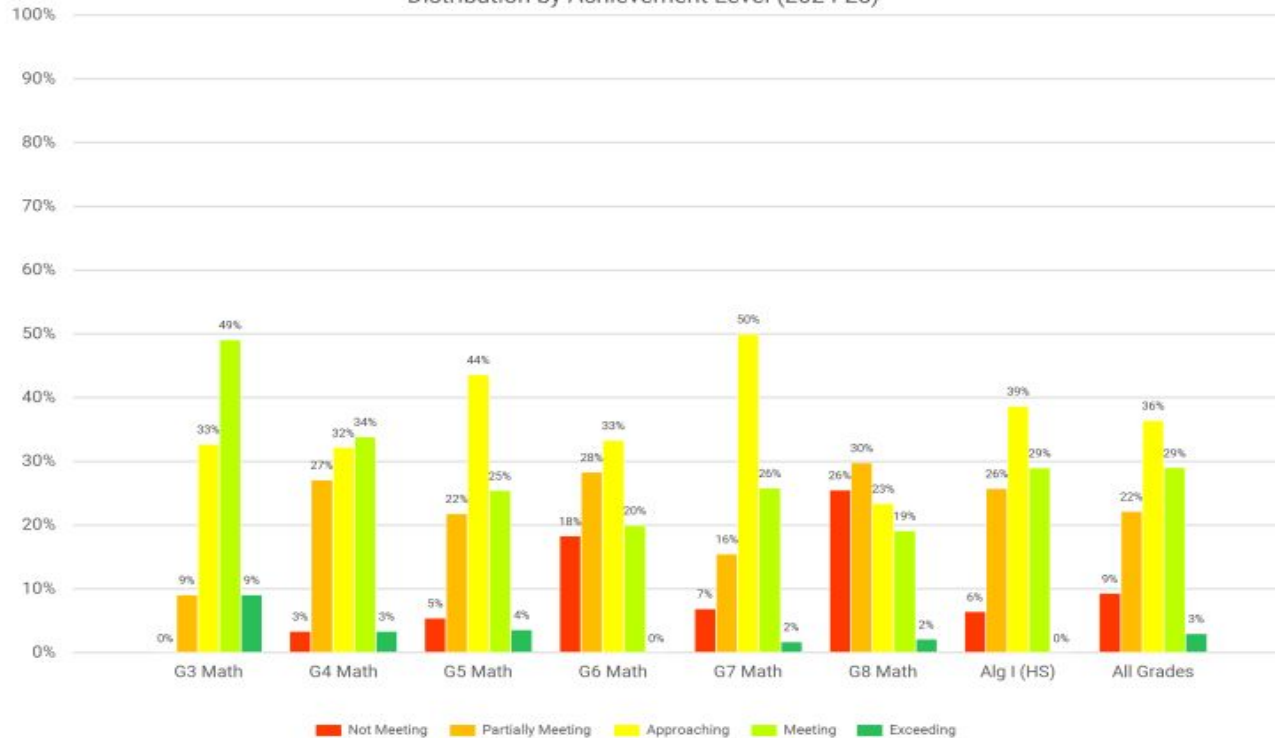
Grade	% Not Meeting (Level 1)			% Partially Meeting (Level 2)			% Approaching (Level 3)			% Meeting (Level 4)			% Exceeding (Level 5)			Change in Levels 1, 2, & 3 (2024 to 2025)	Change in Level 4 & Level 5 (2024 to 2025)
	2023	2024	2025	2023	2024	2025	2023	2024	2025	2023	2024	2025	2023	2024	2025		
	%	%	%	%	%	%	%	%	%	%	%	%	%	%	%		
3	7.1%	3.4%	0.0%	16.1%	15.5%	9.1%	23.2%	29.3%	32.7%	48.2%	43.1%	49.1%	5.4%	8.6%	9.1%	-6.5%	+6.5%
4	5.2%	5.3%	3.4%	31.0%	26.3%	27.1%	25.9%	24.6%	32.2%	37.9%	43.9%	33.9%	0.0%	0.0%	3.4%	+6.6%	-6.6%
5	3.5%	15.5%	5.5%	28.1%	46.6%	21.8%	47.4%	22.4%	43.6%	21.1%	13.8%	25.5%	0.0%	1.7%	3.6%	-13.6%	+13.6%
6	11.3%	10.7%	18.3%	54.7%	28.6%	28.3%	18.9%	41.1%	33.3%	15.1%	19.6%	20.0%	0.0%	0.0%	0.0%	-0.4%	+0.4%
7	9.7%	14.6%	6.9%	45.2%	43.8%	15.5%	29.0%	25.0%	50.0%	16.1%	16.7%	25.9%	0.0%	0.0%	1.7%	-10.9%	+10.9%
8	N/A	30.0%	25.5%	N/A	30.0%	29.8%	N/A	16.7%	23.4%	N/A	20.0%	19.1%	N/A	3.3%	2.1%	+2.1%	-2.1%
Alg I (HS)	N/A	N/A	6.5%	N/A	N/A	25.8%	N/A	N/A	38.7%	N/A	N/A	29.0%	N/A	N/A	0.0%	N/A	N/A
All Grades	7.1%	11.7%	9.3%	33.7%	31.6%	22.2%	29.0%	27.4%	36.4%	29.0%	27.0%	29.0%	1.2%	2.3%	3.0%	-2.7%	+2.7%

Percentages may not total 100 due to rounding.

Ocean Academy Charter School
2024-25 Spring NJSLA

Math

Distribution by Achievement Level (2024-25)



Ocean Academy Charter School 2024-25 Spring NJSLA

Science

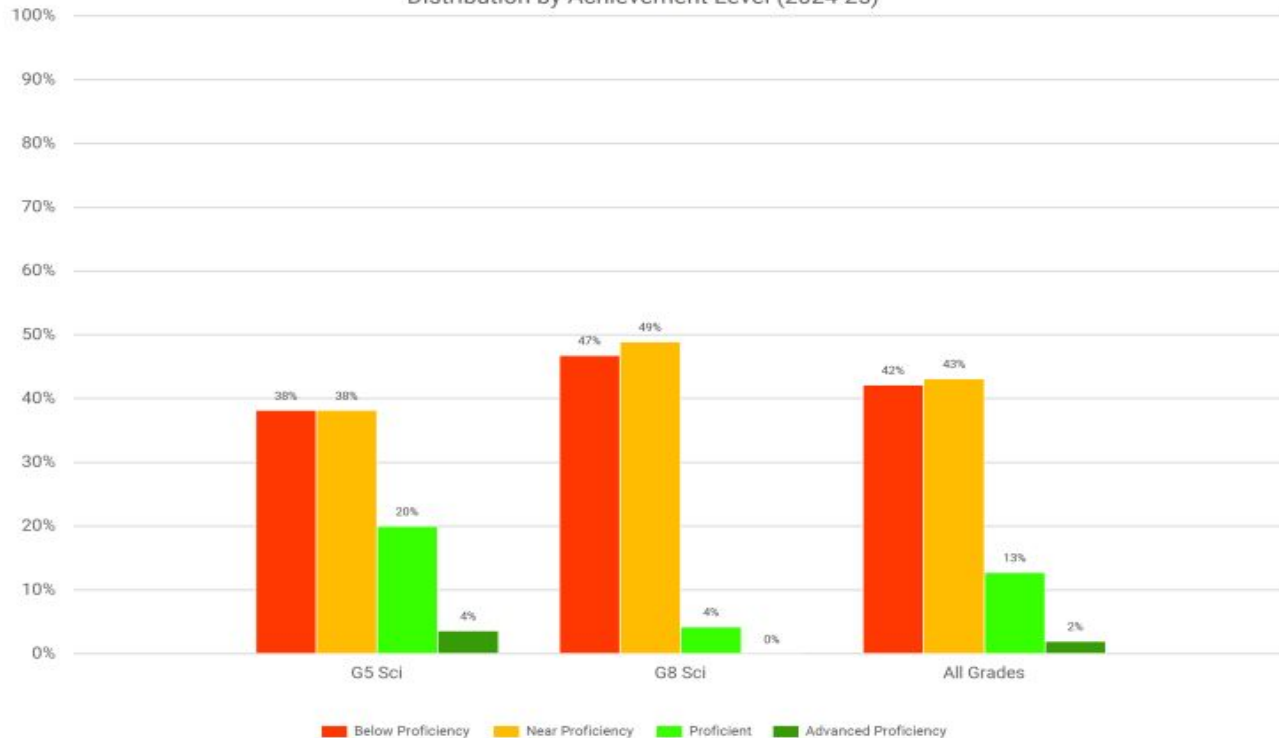
Grade	% Below Proficiency (Level 1)			% Near Proficiency (Level 2)			% Proficient (Level 3)			% Advanced Proficiency (Level 4)			Change in Level 1 & Level 2 (2024 to 2025)	Change in Level 3 & Level 4 (2024 to 2025)
	2023	2024	2025	2023	2024	2025	2023	2024	2025	2023	2024	2025		
	%	%	%	%	%	%	%	%	%	%	%	%		
5	52.6%	58.6%	38.2%	36.8%	36.2%	38.2%	10.5%	5.2%	20.0%	0.0%	0.0%	3.6%	-18.5%	+18.5%
8	N/A	50.0%	46.8%	N/A	50.0%	48.9%	N/A	0.0%	4.3%	N/A	0.0%	0.0%	-4.3%	+4.3%
All Grades	52.6%	55.7%	42.2%	36.8%	40.9%	43.1%	10.5%	3.4%	12.7%	0.0%	0.0%	2.0%	-11.3%	+11.3%

Percentages may not total 100 due to rounding.

Ocean Academy Charter School
2024-25 Spring NJSLA

Science

Distribution by Achievement Level (2024-25)

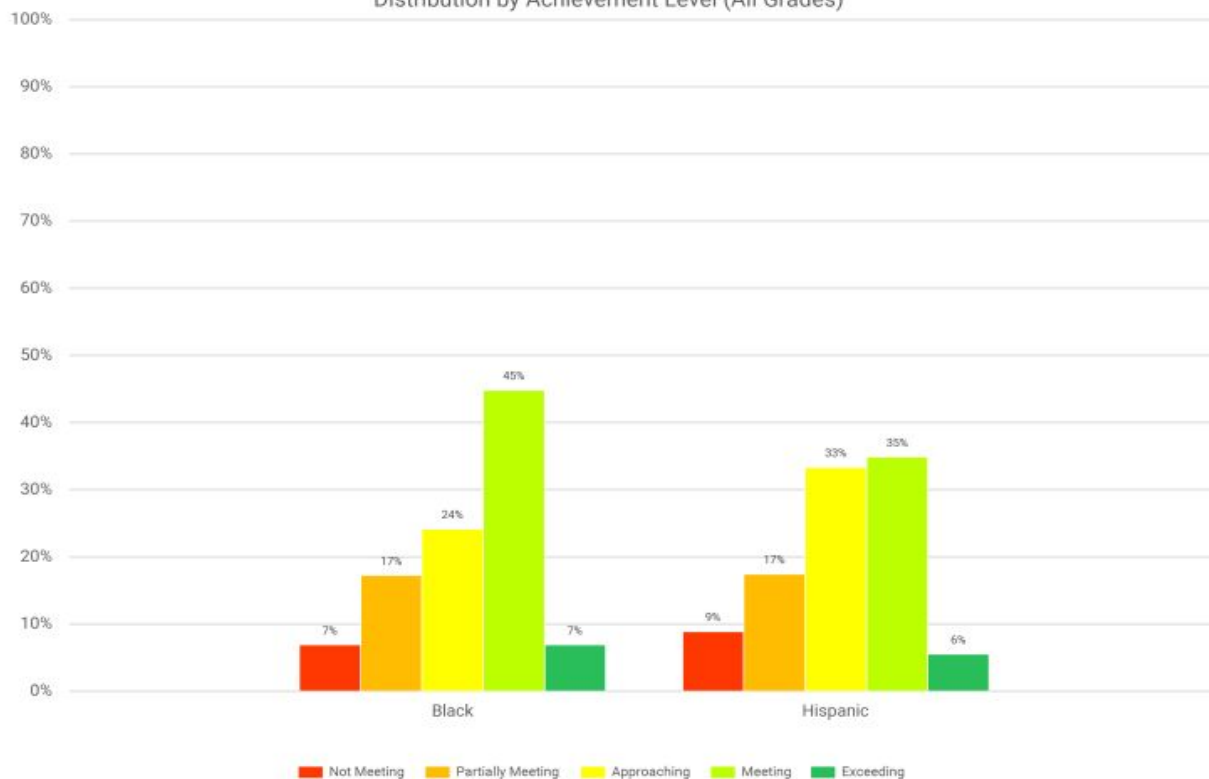


Ocean Academy Charter School
2024-25 Spring NJSLA by Subgroup Race
Language Arts

Grade Band	Race	Total Tested 2025	% of Tested 2025	Not Meeting (Level 1)			Partially Meeting (Level 2)			Approaching (Level 3)			Meeting (Level 4)			Exceeding (Level 5)		
				% 2023	% 2024	% 2025	% 2023	% 2024	% 2025	% 2023	% 2024	% 2025	% 2023	% 2024	% 2025	% 2023	% 2024	% 2025
ES (G3-G5)	Black	16	9%	9%	14%	13%	18%	29%	25%	18%	14%	13%	55%	43%	44%	0%	0%	6%
	Hispanic	148	88%	13%	16%	10%	20%	19%	18%	36%	32%	30%	31%	30%	38%	1%	3%	3%
	White	<10	3%	N/A	N/A	N/A	N/A	N/A	N/A	N/A	N/A	N/A	N/A	N/A	N/A	N/A	N/A	N/A
	All Students	169		13%	15%	11%	20%	20%	19%	34%	31%	28%	32%	31%	38%	1%	3%	4%
MS (G6-G8)	Asian	<10	1%	N/A	N/A	N/A	N/A	N/A	N/A	N/A	N/A	N/A	N/A	N/A	N/A	N/A	N/A	N/A
	Black	13	8%	N/A	0%	0%	N/A	20%	8%	N/A	0%	38%	N/A	80%	46%	N/A	0%	8%
	Hispanic	148	90%	11%	15%	8%	36%	21%	16%	40%	36%	36%	12%	26%	32%	1%	2%	9%
	White	<10	2%	N/A	N/A	N/A	N/A	N/A	N/A	N/A	N/A	N/A	N/A	N/A	N/A	N/A	N/A	N/A
	All Students	165		10%	13%	7%	34%	20%	15%	39%	33%	36%	17%	32%	34%	1%	1%	8%
HS (G9)	Hispanic	31	100%	N/A	N/A	6%	N/A	N/A	23%	N/A	N/A	35%	N/A	N/A	35%	N/A	N/A	0%
	All Students	31		-	-	6%	-	-	23%	-	-	35%	-	-	35%	-	-	0%
All Grades	Asian	<10	0%	-	-	-	-	-	-	-	-	-	-	-	-	-	-	-
	Black	29	8%	6%	8%	7%	18%	25%	17%	24%	8%	24%	53%	58%	45%	0%	0%	7%
	Hispanic	327	90%	12%	15%	9%	25%	20%	17%	37%	34%	33%	25%	28%	35%	1%	3%	6%
	White	<10	2%	-	0%	-	-	10%	-	-	30%	-	-	60%	-	-	0%	-
	All Students	365		12%	14%	9%	24%	20%	17%	35%	32%	32%	27%	32%	36%	1%	2%	6%

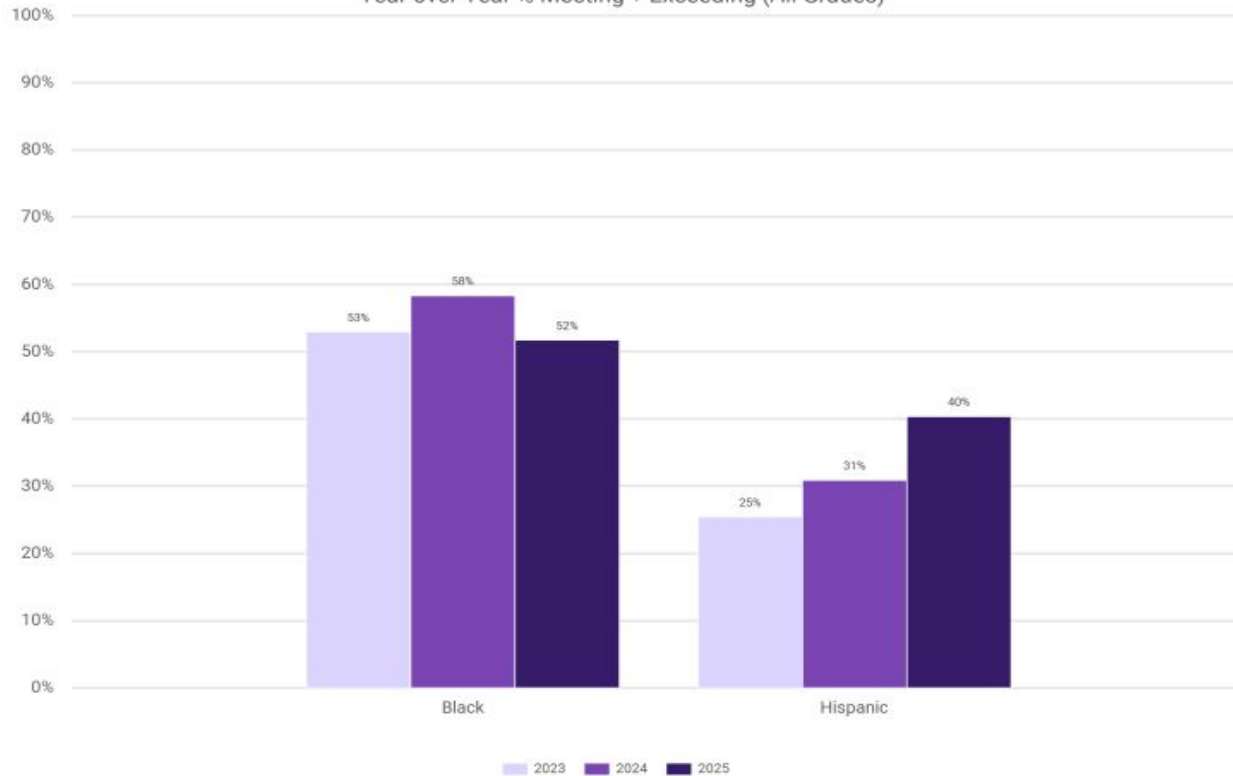
Ocean Academy Charter School
2024-25 Spring NJSLA by Subgroup Race
Language Arts

Distribution by Achievement Level (All Grades)



**Ocean Academy Charter School
2024-25 Spring NJSLA by Subgroup Race
Language Arts**

Year over Year % Meeting + Exceeding (All Grades)

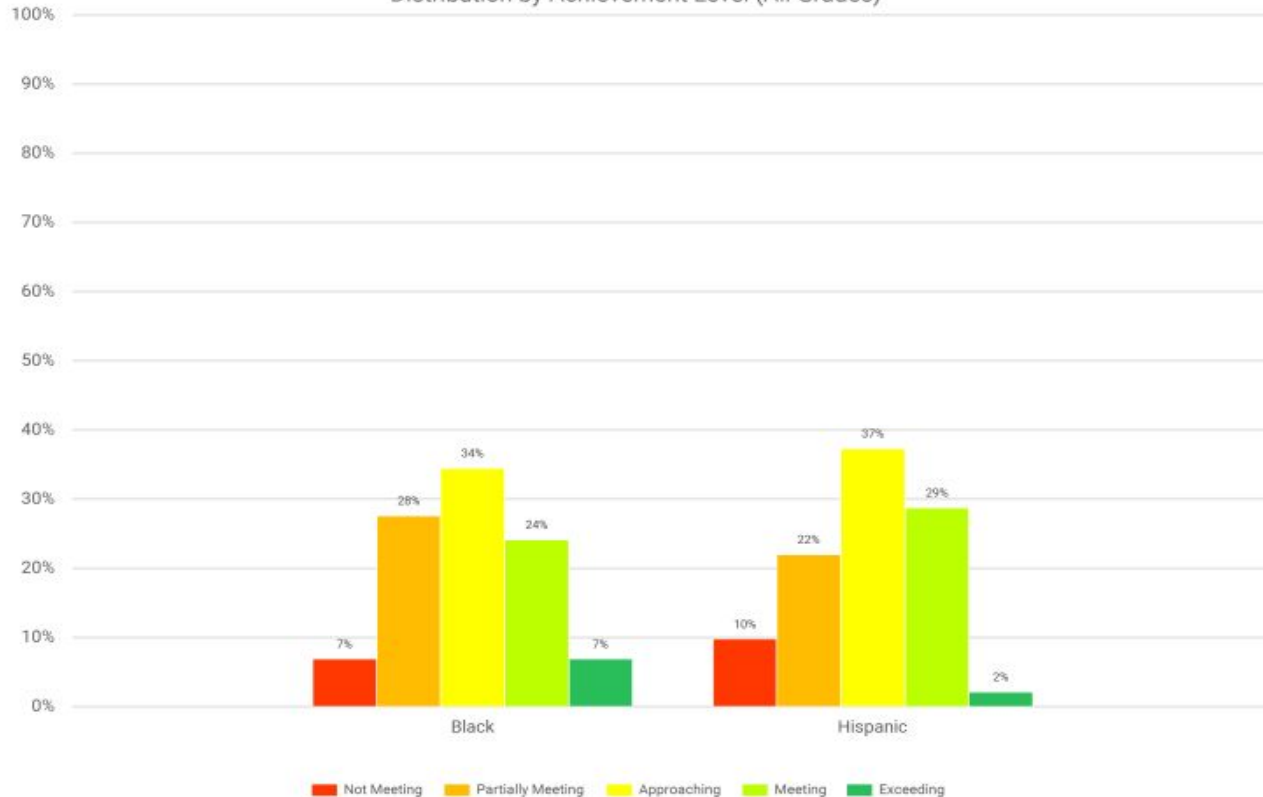


Ocean Academy Charter School
2024-25 Spring NJSLA by Subgroup Race
Math

Grade Band	Race	Total Tested 2025	% of Tested 2025	Not Meeting (Level 1)			Partially Meeting (Level 2)			Approaching (Level 3)			Meeting (Level 4)			Exceeding (Level 5)		
				% 2023	% 2024	% 2025	% 2023	% 2024	% 2025	% 2023	% 2024	% 2025	% 2023	% 2024	% 2025	% 2023	% 2024	% 2025
ES (G3-G5)	Black	16	9%	9%	7%	6%	0%	36%	31%	55%	14%	31%	36%	36%	19%	0%	7%	13%
	Hispanic	148	88%	5%	9%	3%	27%	29%	19%	31%	27%	37%	35%	32%	38%	2%	3%	3%
	White	<10	3%	N/A	N/A	N/A	N/A	N/A	N/A	N/A	N/A	N/A	N/A	N/A	N/A	N/A	N/A	N/A
	All Students	169		5%	8%	3%	25%	29%	20%	32%	25%	36%	36%	34%	36%	2%	3%	5%
MS (G6-G8)	Asian	<10	1%	N/A	N/A	N/A	N/A	N/A	N/A	N/A	N/A	N/A	N/A	N/A	N/A	N/A	N/A	N/A
	Black	13	8%	N/A	10%	8%	N/A	50%	23%	N/A	20%	38%	N/A	20%	31%	N/A	0%	0%
	Hispanic	148	90%	12%	17%	18%	50%	34%	24%	22%	31%	37%	16%	17%	20%	0%	1%	1%
	White	<10	2%	N/A	N/A	N/A	N/A	N/A	N/A	N/A	N/A	N/A	N/A	N/A	N/A	N/A	N/A	N/A
	All Students	165		11%	16%	16%	51%	34%	24%	23%	30%	36%	15%	19%	22%	0%	1%	1%
HS (Alg I)	Hispanic	31	100%	N/A	N/A	6%	N/A	N/A	26%	N/A	N/A	39%	N/A	N/A	29%	N/A	N/A	0%
	All Students	31		-	-	6%	-	-	26%	-	-	39%	-	-	29%	-	-	0%
All Grades	Asian	<10	0%	-	-	-	-	-	-	-	-	-	-	-	-	-	-	-
	Black	29	8%	6%	8%	7%	29%	42%	28%	41%	17%	34%	24%	29%	24%	0%	4%	7%
	Hispanic	327	90%	7%	13%	10%	34%	31%	22%	28%	29%	37%	29%	25%	29%	1%	2%	2%
	White	<10	2%	-	0%	-	-	20%	-	-	10%	-	-	70%	-	-	0%	-
	All Students	365		7%	12%	9%	34%	32%	22%	29%	27%	36%	29%	27%	29%	1%	2%	3%

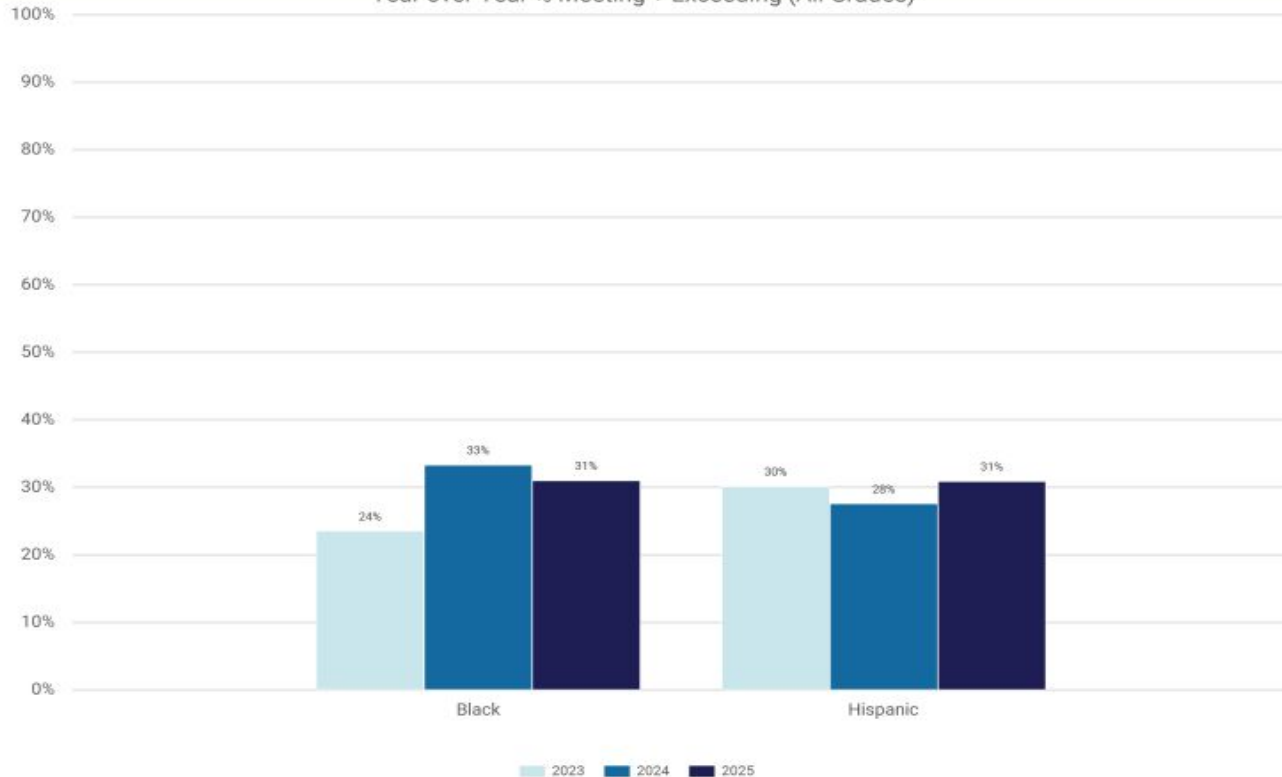
Ocean Academy Charter School
2024-25 Spring NJSLA by Subgroup Race
Math

Distribution by Achievement Level (All Grades)



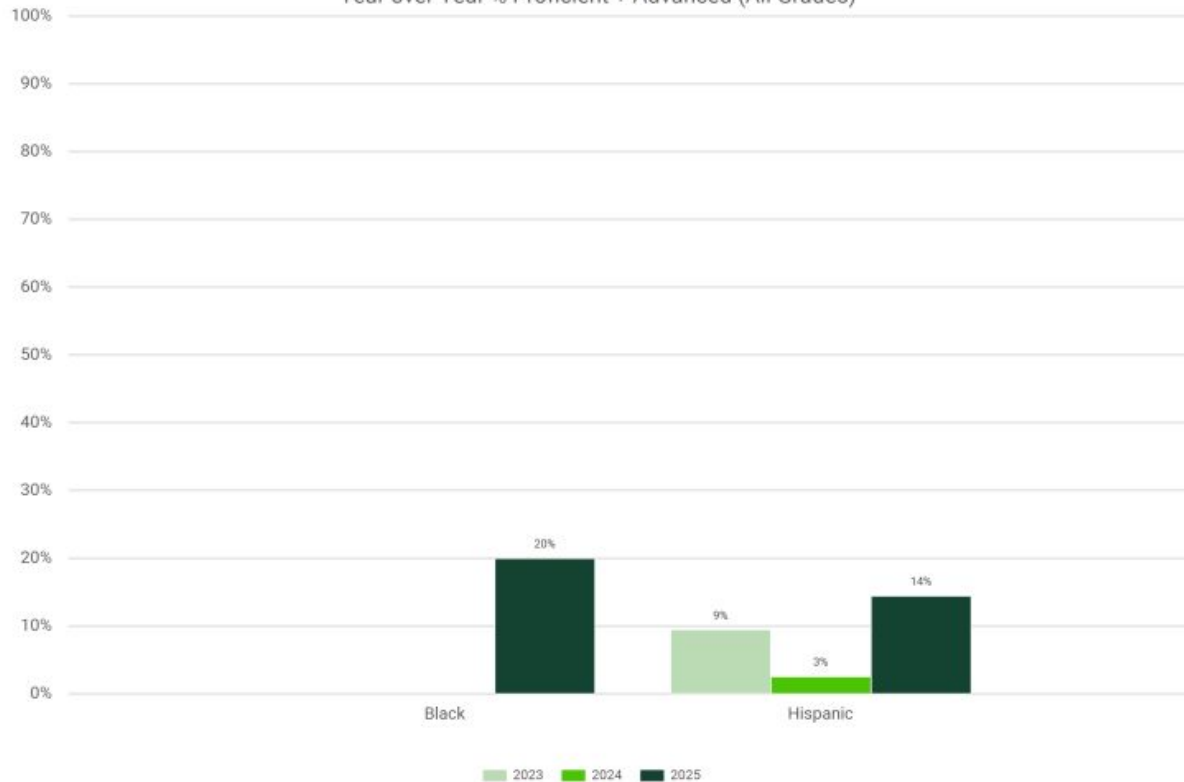
**Ocean Academy Charter School
2024-25 Spring NJSLA by Subgroup Race
Math**

Year over Year % Meeting + Exceeding (All Grades)



Ocean Academy Charter School
2024-25 Spring NJSLA by Subgroup Race
Science

Year over Year % Proficient + Advanced (All Grades)

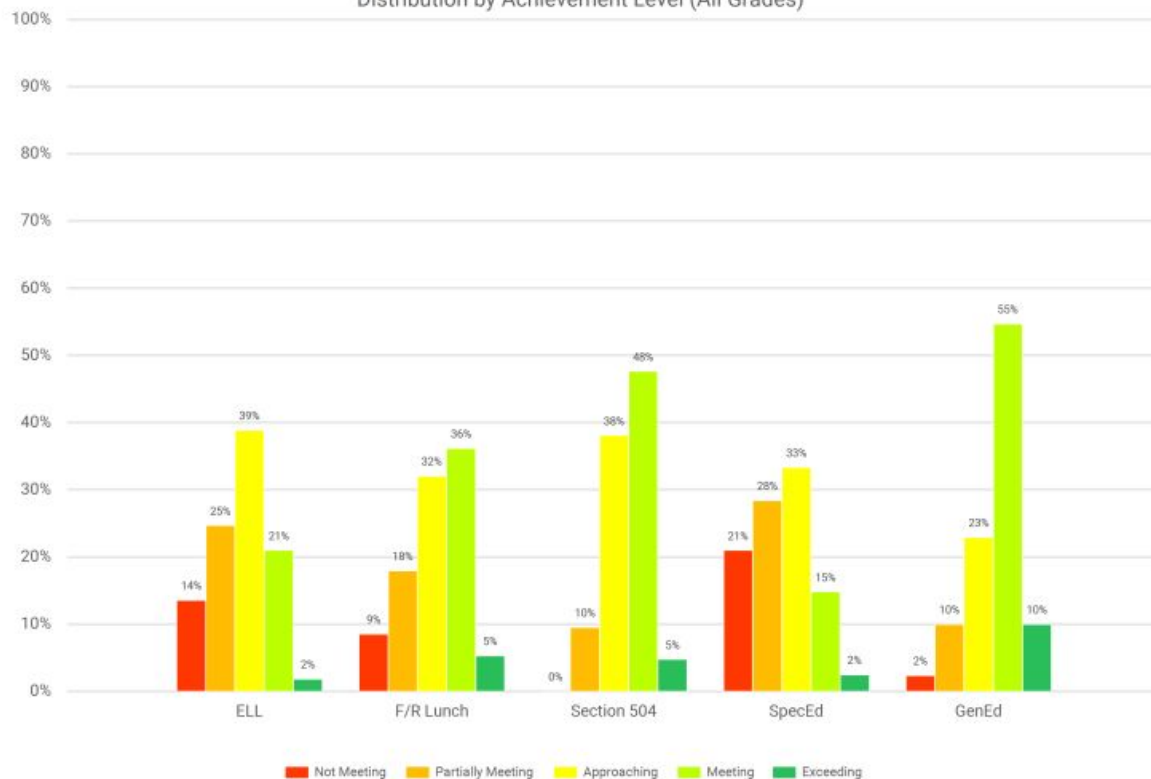


Ocean Academy Charter School
2024-25 Spring NJSLA by Subgroup Program
Language Arts

Grade Band	Program	Total Tested 2025	% of Tested 2025	Not Meeting (Level 1)			Partially Meeting (Level 2)			Approaching (Level 3)			Meeting (Level 4)			Exceeding (Level 5)		
				% 2023	% 2024	% 2025	% 2023	% 2024	% 2025	% 2023	% 2024	% 2025	% 2023	% 2024	% 2025	% 2023	% 2024	% 2025
ES (G3-G5)	ELL	99	59%	21%	21%	12%	24%	25%	22%	41%	30%	35%	13%	24%	27%	1%	0%	3%
	F/R Lunch	155	92%	11%	15%	10%	20%	21%	21%	37%	29%	27%	31%	32%	38%	1%	3%	4%
	Section 504	<10	3%	N/A	N/A	N/A	N/A	N/A	N/A	N/A	N/A	N/A	N/A	N/A	N/A	N/A	N/A	N/A
	SpecEd	41	24%	32%	31%	27%	27%	28%	29%	38%	31%	27%	3%	11%	15%	0%	0%	2%
	GenEd	60	36%	0%	3%	5%	16%	8%	13%	26%	35%	15%	57%	46%	60%	1%	8%	7%
	All Students	169		13%	15%	11%	20%	20%	19%	34%	31%	28%	32%	31%	38%	1%	3%	4%
MS (G6-G8)	ELL	50	30%	25%	20%	18%	63%	40%	26%	13%	34%	44%	0%	6%	12%	0%	0%	0%
	F/R Lunch	156	95%	10%	13%	7%	31%	22%	14%	40%	33%	36%	18%	30%	35%	1%	2%	8%
	Section 504	14	8%	N/A	17%	0%	N/A	25%	14%	N/A	25%	36%	N/A	33%	50%	N/A	0%	0%
	SpecEd	36	22%	11%	28%	17%	50%	24%	25%	33%	20%	42%	6%	28%	14%	0%	0%	3%
	GenEd	94	57%	2%	7%	0%	19%	12%	7%	50%	35%	28%	27%	43%	51%	2%	2%	14%
	All Students	165		10%	13%	7%	34%	20%	15%	39%	33%	36%	17%	32%	34%	1%	1%	8%
HS (G9)	ELL	13	42%	N/A	N/A	8%	N/A	N/A	38%	N/A	N/A	46%	N/A	N/A	8%	N/A	N/A	0%
	F/R Lunch	29	94%	N/A	N/A	7%	N/A	N/A	24%	N/A	N/A	38%	N/A	N/A	31%	N/A	N/A	0%
	Section 504	<10	6%	N/A	N/A	N/A	N/A	N/A	N/A	N/A	N/A	N/A	N/A	N/A	N/A	N/A	N/A	N/A
	SpecEd	<10	13%	N/A	N/A	N/A	N/A	N/A	N/A	N/A	N/A	N/A	N/A	N/A	N/A	N/A	N/A	N/A
	GenEd	16	52%	N/A	N/A	6%	N/A	N/A	13%	N/A	N/A	25%	N/A	N/A	56%	N/A	N/A	0%
	All Students	31		-	-	6%	-	-	23%	-	-	35%	-	-	35%	-	-	0%
All Grades	ELL	162	44%	22%	21%	14%	33%	29%	25%	35%	31%	39%	10%	19%	21%	1%	0%	2%
	F/R Lunch	340	93%	11%	14%	9%	23%	21%	18%	38%	31%	32%	27%	31%	36%	1%	3%	5%
	Section 504	21	6%	0%	12%	0%	45%	18%	10%	27%	29%	38%	27%	35%	48%	0%	6%	5%
	SpecEd	81	22%	25%	30%	21%	35%	26%	28%	36%	26%	33%	4%	18%	15%	0%	0%	2%
	GenEd	170	47%	1%	5%	2%	17%	10%	10%	35%	35%	23%	46%	45%	55%	2%	5%	10%
	All Students	365		12%	14%	9%	24%	20%	17%	35%	32%	32%	27%	32%	36%	1%	2%	6%

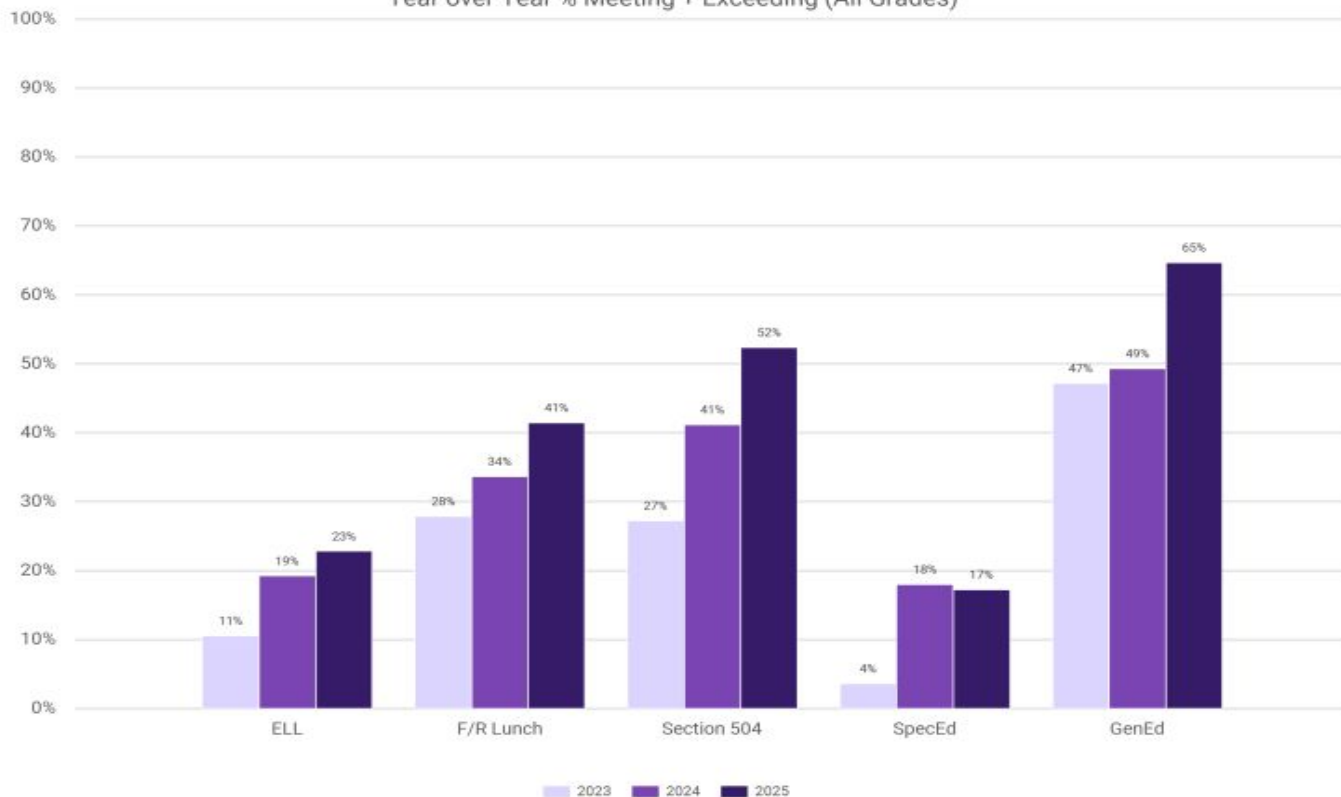
Ocean Academy Charter School
2024-25 Spring NJSLA by Subgroup Program
Language Arts

Distribution by Achievement Level (All Grades)



**Ocean Academy Charter School
2024-25 Spring NJSLA by Subgroup Program
Language Arts**

Year over Year % Meeting + Exceeding (All Grades)

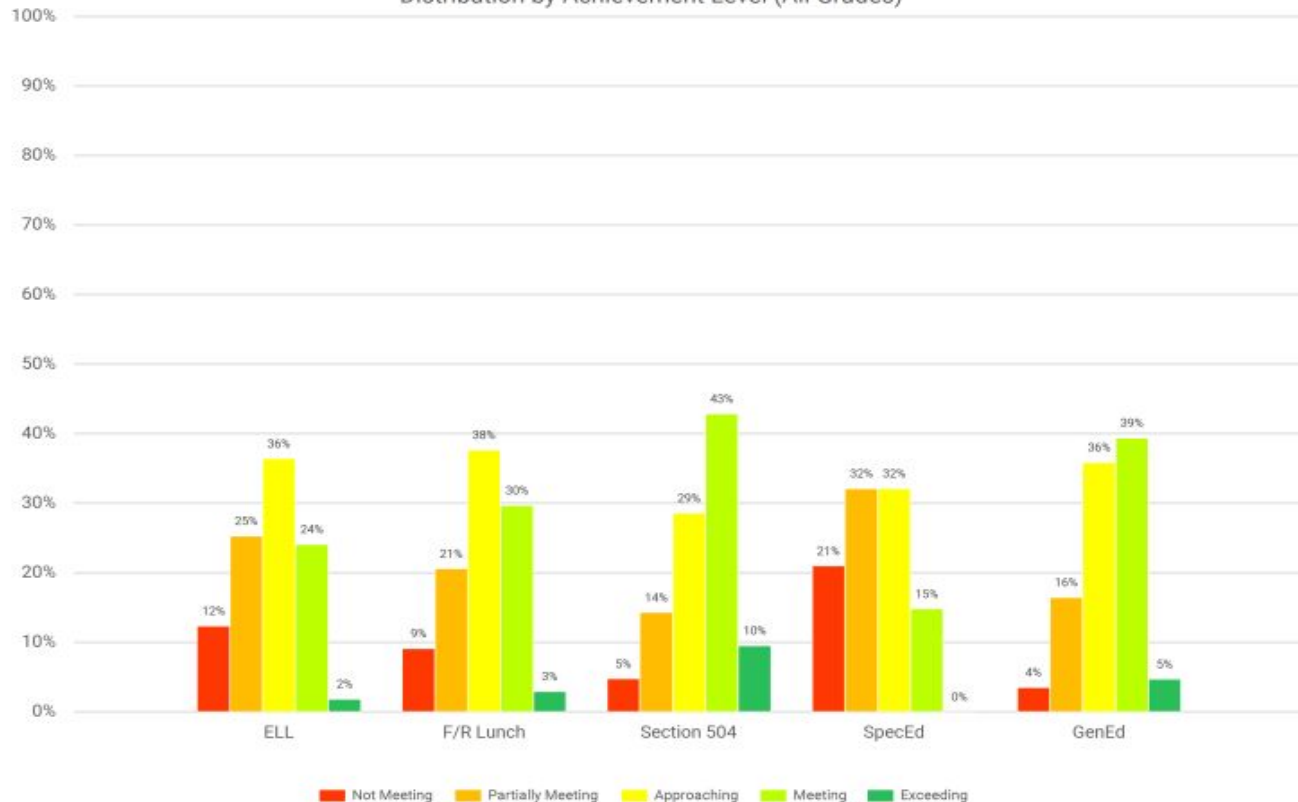


Ocean Academy Charter School
2024-25 Spring NJSLA by Subgroup Program
Math

Grade Band	Program	Total Tested 2025	% of Tested 2025	Not Meeting (Level 1)			Partially Meeting (Level 2)			Approaching (Level 3)			Meeting (Level 4)			Exceeding (Level 5)		
				% 2023	% 2024	% 2025	% 2023	% 2024	% 2025	% 2023	% 2024	% 2025	% 2023	% 2024	% 2025	% 2023	% 2024	% 2025
ES (G3-G5)	ELL	99	59%	10%	10%	4%	29%	27%	21%	28%	32%	36%	34%	28%	35%	0%	3%	3%
	F/R Lunch	155	92%	5%	9%	3%	24%	29%	17%	34%	25%	37%	35%	33%	38%	1%	4%	5%
	Section 504	<10	3%	N/A	N/A	N/A	N/A	N/A	N/A	N/A	N/A	N/A	N/A	N/A	N/A	N/A	N/A	N/A
	SpecEd	41	24%	14%	14%	10%	38%	31%	24%	24%	22%	39%	24%	25%	27%	0%	8%	0%
	GenEd	60	36%	0%	5%	0%	16%	29%	17%	38%	17%	30%	43%	46%	43%	4%	3%	10%
	All Students	169		5%	8%	3%	25%	29%	20%	32%	25%	36%	36%	34%	36%	2%	3%	5%
MS (G6-G8)	ELL	50	30%	24%	31%	30%	60%	34%	34%	16%	31%	32%	0%	3%	4%	0%	0%	0%
	F/R Lunch	156	95%	12%	17%	15%	50%	36%	24%	22%	30%	38%	17%	16%	22%	0%	1%	1%
	Section 504	14	8%	N/A	8%	7%	N/A	33%	14%	N/A	42%	36%	N/A	17%	43%	N/A	0%	0%
	SpecEd	36	22%	11%	32%	36%	78%	40%	44%	0%	24%	17%	11%	4%	3%	0%	0%	0%
	GenEd	94	57%	4%	7%	5%	42%	33%	14%	31%	31%	43%	23%	28%	36%	0%	1%	2%
	All Students	165		11%	16%	16%	51%	34%	24%	23%	30%	36%	15%	19%	22%	0%	1%	1%
HS (Alg I)	ELL	13	42%	N/A	N/A	8%	N/A	N/A	23%	N/A	N/A	54%	N/A	N/A	15%	N/A	N/A	0%
	F/R Lunch	29	94%	N/A	N/A	7%	N/A	N/A	24%	N/A	N/A	41%	N/A	N/A	28%	N/A	N/A	0%
	Section 504	<10	6%	N/A	N/A	N/A	N/A	N/A	N/A	N/A	N/A	N/A	N/A	N/A	N/A	N/A	N/A	N/A
	SpecEd	<10	13%	N/A	N/A	N/A	N/A	N/A	N/A	N/A	N/A	N/A	N/A	N/A	N/A	N/A	N/A	N/A
	GenEd	16	52%	N/A	N/A	6%	N/A	N/A	31%	N/A	N/A	19%	N/A	N/A	44%	N/A	N/A	0%
	All Students	31		-	-	6%	-	-	26%	-	-	39%	-	-	29%	-	-	0%
All Grades	ELL	162	44%	13%	16%	12%	36%	29%	25%	25%	32%	36%	26%	21%	24%	0%	2%	2%
	F/R Lunch	340	93%	8%	13%	9%	33%	32%	21%	30%	27%	38%	29%	26%	30%	1%	3%	3%
	Section 504	21	6%	9%	6%	5%	45%	35%	14%	9%	35%	29%	27%	24%	43%	9%	0%	10%
	SpecEd	81	22%	13%	21%	21%	51%	34%	32%	16%	23%	32%	20%	16%	15%	0%	5%	0%
	GenEd	170	47%	2%	6%	4%	26%	31%	16%	35%	25%	36%	35%	36%	39%	2%	2%	5%
	All Students	365		7%	12%	9%	34%	32%	22%	29%	27%	36%	29%	27%	29%	1%	2%	3%

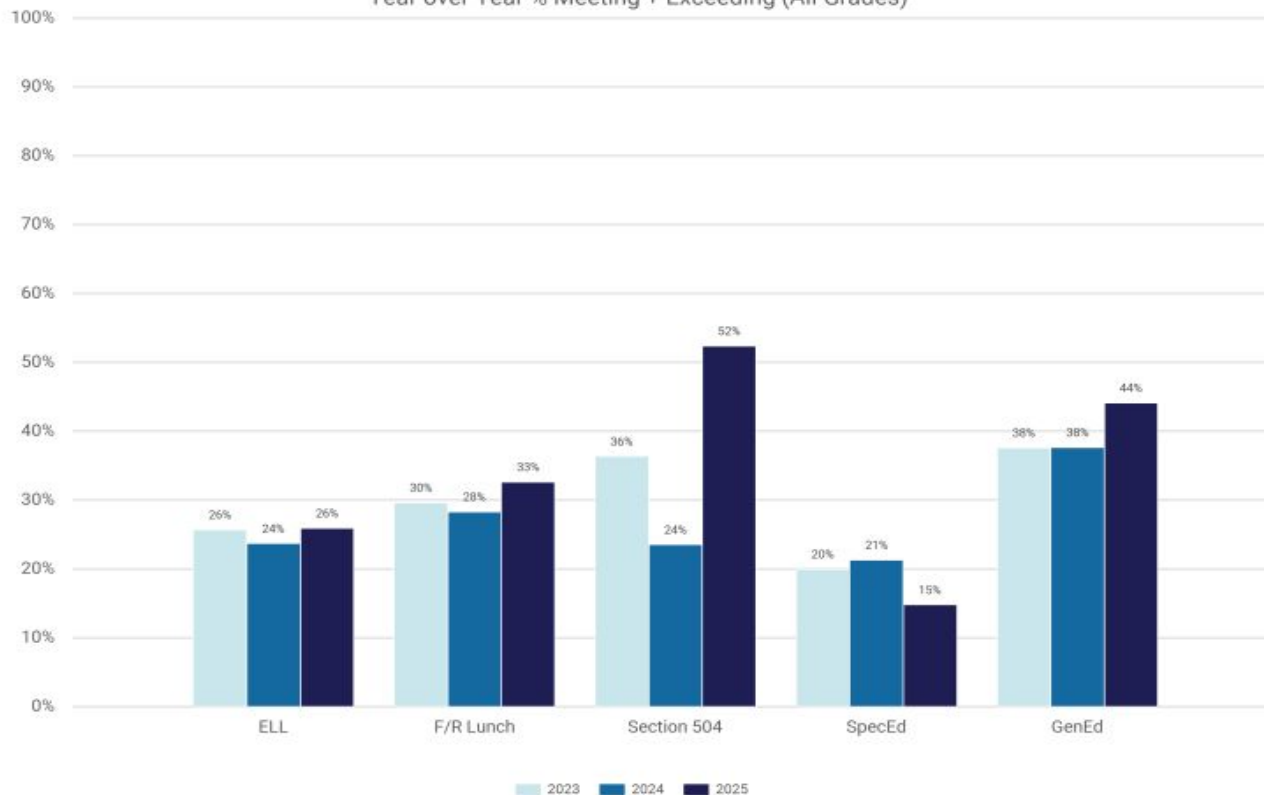
Ocean Academy Charter School
2024-25 Spring NJSLA by Subgroup Program
Math

Distribution by Achievement Level (All Grades)



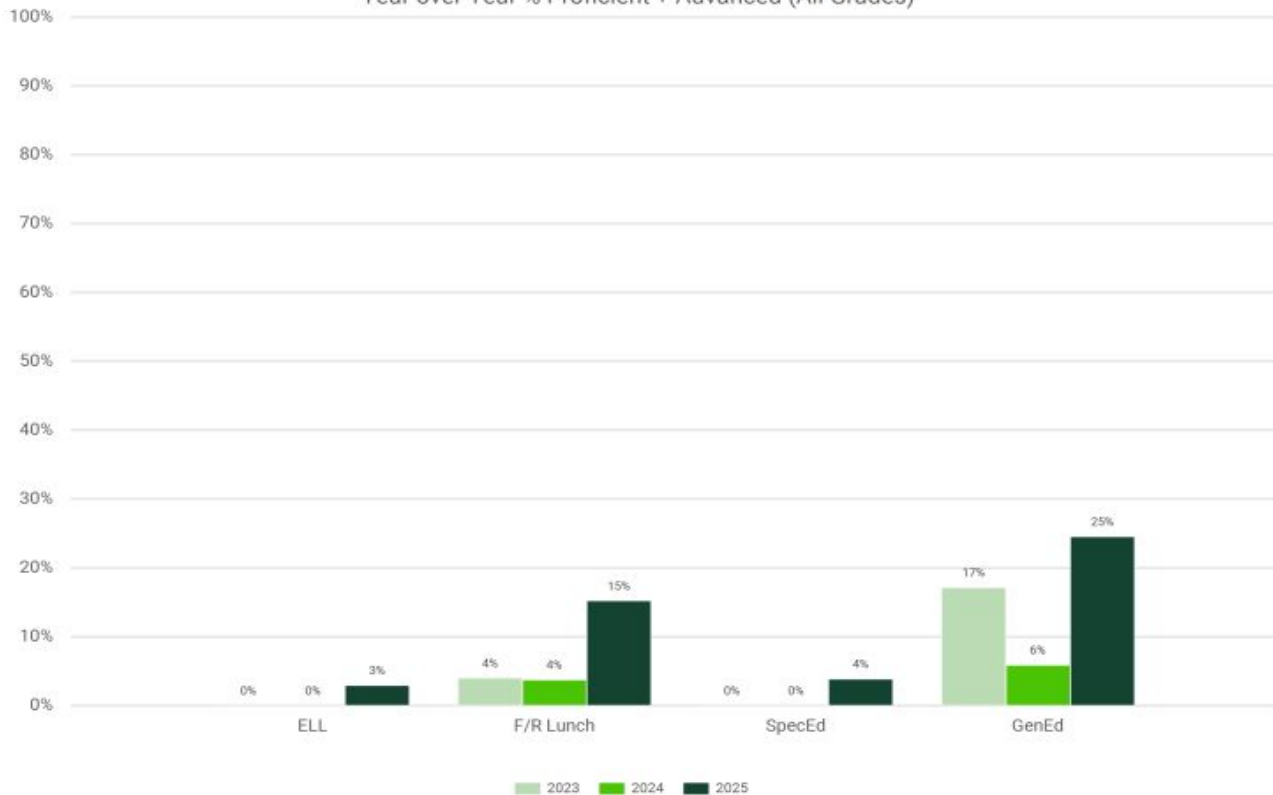
Ocean Academy Charter School
2024-25 Spring NJSLA by Subgroup Program
Math

Year over Year % Meeting + Exceeding (All Grades)



Ocean Academy Charter School
2024-25 Spring NJSLA by Subgroup Program
Science

Year over Year % Proficient + Advanced (All Grades)



ELA

Meeting/Exceeding District vs. State

Math

3
4
5
6
7
8
9

% Meeting (Level 4) 2025	
District	State
47.3%	37.0%
33.9%	37.8%
34.5%	41.4%
35.0%	41.4%
37.9%	31.9%
27.7%	36.4%
35.5%	34.9%
36.2%	37.2%

% Exceeding (Level 5) 2025	
District	State
3.6%	7.9%
6.8%	15.8%
1.8%	11.3%
5.0%	14.7%
19.0%	25.1%
0.0%	20.7%
0.0%	15.0%
5.8%	15.8%

% Meeting (Level 4) 2025	
District	State
49.1%	37.0%
33.9%	39.0%
25.5%	34.1%
20.0%	31.0%
25.9%	31.6%
19.1%	19.6%
29.0%	31.3%
29.0%	32.5%

% Exceeding (Level 5) 2025	
District	State
9.1%	12.8%
3.4%	7.7%
3.6%	10.1%
0.0%	8.8%
1.7%	7.2%
2.1%	1.1%
0.0%	6.6%
3.0%	8.0%

Next Steps...

- Continue to strengthen our MTSS (Multi-Tiered System of Support) framework.
- Provide Tier One core instruction reflecting best practices to all students.
- Provide Tier Two targeted intervention based on student data and individual needs.
- Continue to provide Tier Three reading intervention to the 5-8% of students who require the most intensive reading intervention based on student data.
- Continue to provide SEI (Sheltered English Instruction) to equip our ML learners with English language acquisition.
- Continue to follow the Whole School Reform model by reinforcing all of its components.
- Provide individualized instruction reflecting students' IEPs
- Integrate iReady's adaptive platform in both ELA and math to individualize instruction and decrease academic deficiencies with targeted instruction.
- Implement iReady's MyPath daily to meet students' individual needs in ELA and math.
- Grade level and department PLCs will analyze data to inform instruction and make educationally sound decisions.
- The District Data Team will review data consistently to drive our curriculum, instruction and assessment decisions to best meet the varied needs of our students.
- Offer After School Tutoring (K-8) and Homework Club (high school).
- Continue to maximize our instructional time and opportunities with targeted intervention periods in both K-8 and high school.
- Strengthen our comprehensive K-8 Gifted & Talented program to meet the needs of our exceptional students.
- Provide staff with monthly professional development that is student-centered and reflective of our school district's goals, mission and vision.